

1) Sign Up Page : For New User you have to sign up.

Create SignUp

Note:- 1)User Name and Password must contain only alphabets and numbers.(Example: manoj123)
2)Space and Special Characters(* _ . , etc.) not allowed in User Name and Password.
3>Password Length must be between 6 to 15.

User Name :

Password :

Confirm Password :

Email : @gmail.com

Mobile :

Enter Code Shown inside image in text box below :

[Create account](#) [Already I have account Log In](#)

2) Login Page: Login with that credentials.

Login

User Name

Password

[Login](#)

[Forgot Password ?](#)

[I don't have an account Sign Up](#)

3) Home Page : For CEC Students Click on Pre-Admission(For Competitive Examinations Center) link.

Home Page

Menu

[Pre-Admission\(For Competitive Examinations Centre\) ^{New}](#) [Admission](#) [Hostel Admission](#)

[Eligibility](#) [Health Center](#)

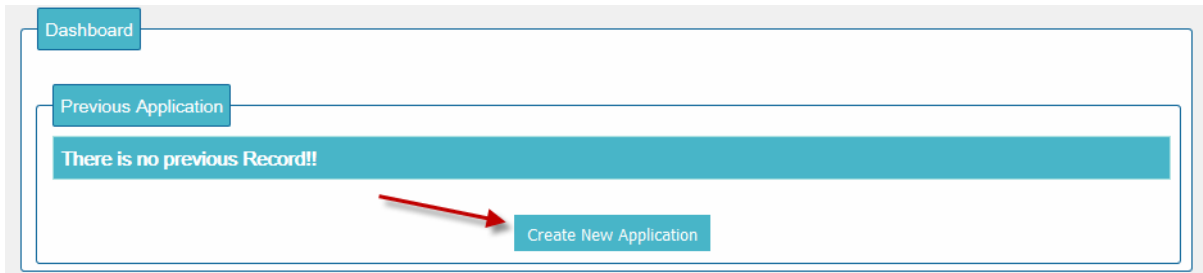
4) Dashboard: Click on Create New Application button to fill the Pre-Admission Application Form.

Dashboard

Previous Application

There is no previous Record!!

Create New Application



5) Dashboard: Select Department and click on Proceed button.

Dashboard

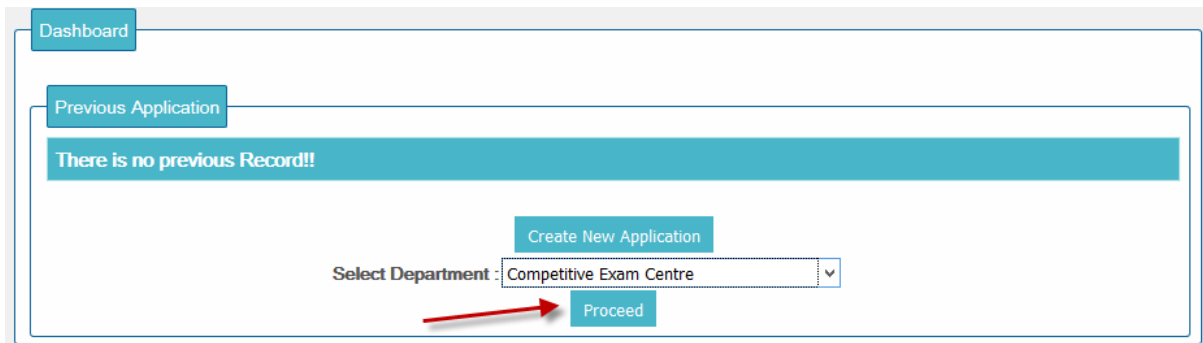
Previous Application

There is no previous Record!!

Create New Application

Select Department : Competitive Exam Centre

Proceed



6) Personal Information: Fill Personal Information here.

Personal Information

Name as on SSC Certificate :

Last Name/Surname: GUNDRE

First Name: VISHAL

Middle Name: SURYAKANT

Have you ever changed your name since SSC?

Mother Name: ASHA

Date Of Birth: 15/07/1990

Gender: Male

Nationality: INDIAN

Category: OBC

Phy.Handicap?: No

Domicile: Maharashtra

Mobile: 8898989884

Email: testing@gmail.com

Domicile:- Means Your State is Maharashtra or Non-Maharashtra.

Postal Address will be used for communication purpose, so please enter correct address

Postal Address: Latur-413517

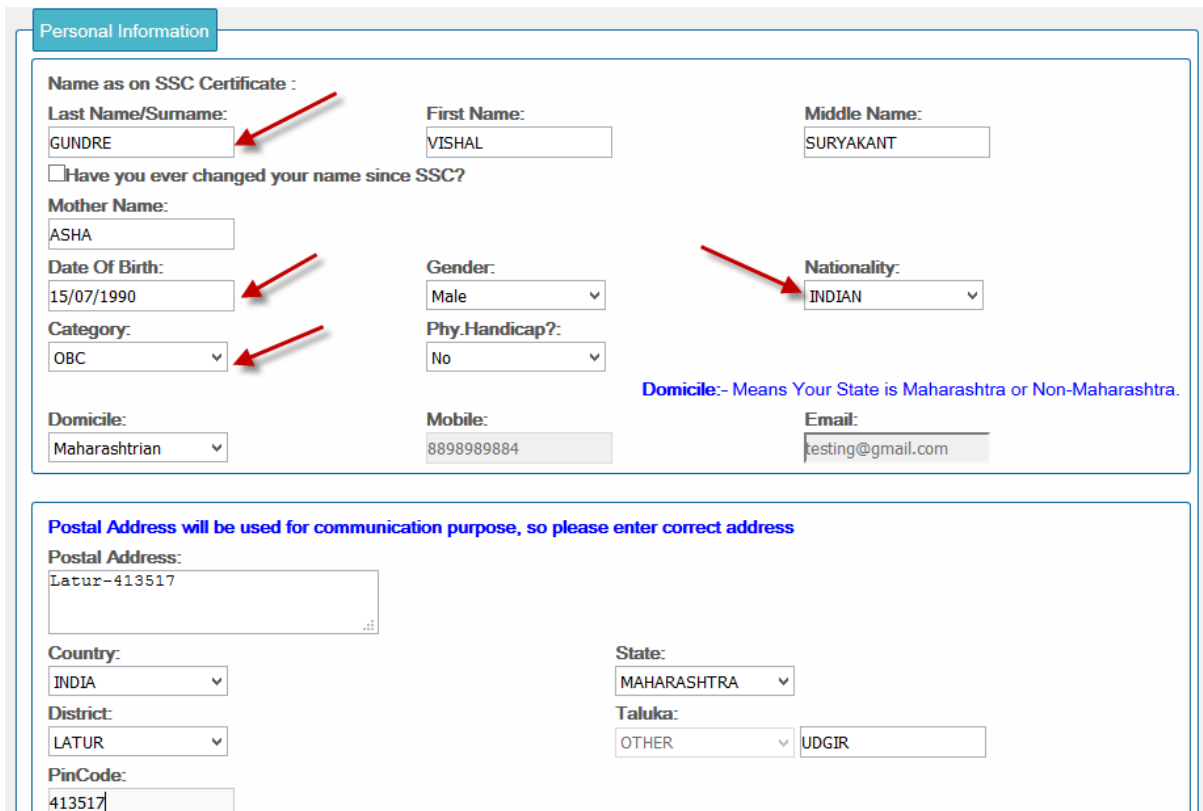
Country: INDIA

State: MAHARASHTRA

District: LATUR

Taluka: OTHER UDGIR

PinCode: 413517



7) Personal Information: Upload Photo and Click on Save & Proceed button.

Family Income(RS) :

Have You Passed/appeared earlier in any UPSC/MPSC Main Examination :

Name of Exam :

Have You done any coaching Course at Competitive Examinations Centre,SPPU Earlier :

Mother Tongue :

Yes

Year :


No

Upload ID Photo

Note :-1. Image size should be less than 150 KB.
2. Image type should be .jpg, .gif, .jpeg,.tif, .png only.

Upload Photo:

Browse... No file selected.



8) Course and Qualifying Exam Details: Select Course and fill the qualifying Exam Details.

Course Details

Admission For : 2016-2017

Session : February 2016

Select Course :

Qualifying Exam Details

Note :- 1. If 'Grade' is not applicable for your exam then enter 'NA'.
2. Select different Exam Type in each row.
3. For Full Time MA Courses, If Some Exam Type not applicable to your qualification then Select it and write Exam Name as 'NA' ,
Select any University/Board,
Enter Marks as 0/0 , Grade as 'NA' , Percentage as '100' , Passing Month-Year as 'Jan-2015'.(It will not come on Application Form.)

Exam Type	Exam Name	University/Board	Marks Obtained/Out Of	Grade	Percentage	Passing Month	Passing Year
<input type="text" value="Graduation"/>	<input type="text" value="B.Sc"/>	<input type="text" value="Savitribai Phule Pune"/>	<input type="text" value="413"/> / <input type="text" value="500"/>	<input type="text" value="A"/>	<input type="text" value="82.6"/>	<input type="text" value="May"/>	<input type="text" value="2013"/>

- 9) **Dashboard : Click on Print link and select the bank in which you want to pay the challan and click on Generate Challan button**

Dashboard

Previous Application

Application ID	Application for	Created on	Status	Edit	Print Application With Challan
CEC-1516-MPSC-0050	MPSC Coaching Programme	09/02/2016	Applied	Edit	Print

Select bank in which you want to pay your Challan

Select Bank : BANK OF MAHARASHTRA OHDFC BANK

[Generate Challan](#)

- 10) **Dashboard: Click on Print link.**

Dashboard

Previous Application

Application ID	Application for	Created on	Status	Edit	Print Application With Challan
CEC-1516-MPSC-0050	MPSC Coaching Programme	09/02/2016	Printed		Print

✓ Your Application form and Challan created Successfully.
Now you can download your Application form and Challan by Clicking on Print Link from above.

[Create New Application](#)


- 11) **Print the Application Form.**



160200101

SAVITRIBAI PHULE PUNE UNIVERSITY
Application for Competitive Examinations Centre

Students Basic Details					
Full Name In English	GUNDRE VISHAL SURYAKANT				
Full Name In Devnagari					
Mother Name	ASHA				
Date of Birth	15/07/1990	Gender	Male	Category	OBC
Nationality	INDIAN	Domicile	Maharashtrian	Physically Handicapped	No
Address	Latur-413517				
State	MAHARASHTRA	District	LATUR	Taluka	UDGIR
Mobile	8898989884	Email	testing@gmail.com		
Family Income	230000.00	Have You Passed/Appeared earlier in any UPSC/MPSC Examination			Yes - STI - 2012
Mother Tongue	Marathi	Have you done any coaching Course at Competitive Examination Center,SPPU earlier			No



Application details			
Department Name	Competitive Exam Centre	Admission For	2016-2017
Course Name	MPSC Coaching Programme	Session	February 2016

Qualifying Exam Details	
Type of Exam	Graduation
Name of Exam	B.Sc